



Year 1 Transition Meeting

Monday 8th July 2019

Meet the Year 1 Team

- Giraffe Class - Miss Gould
& Mrs Poole



- Crocodile Class - Mrs Jenkins / Mrs Essex
& Mrs Brock



- Cheetah Class - Mrs Rylands
& Miss Llewellyn
(split Yr1/2 class)



Transition

- The children know which Year 1 class they are going into and have met their new teachers already.
- Children have opportunities to meet with their new teacher again as well as our very experienced teaching assistants who will be in their class each morning and who cover PPA some afternoons.
- We have altered our transition this year - the children spent one morning in their new class last week and will spend another one in their new class this week.
- The children will have a summer holiday piece of work to do and bring to show their new teacher on the first day in September.
- We will also do some art work in when children visit their new classes so that the rooms will feel familiar to them when they return after summer.



Year 1 Curriculum

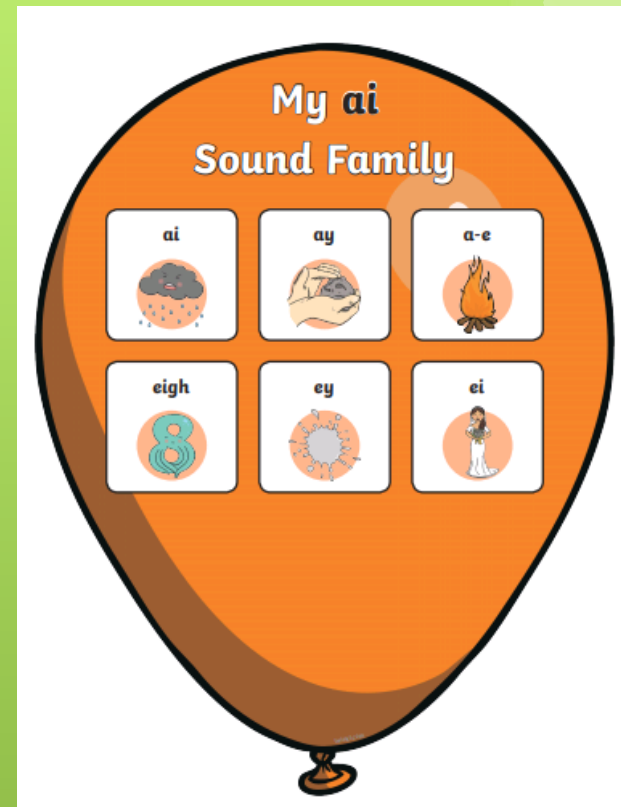


- At the beginning of the year 1 we aim to have similar expectation of the children as we have at the end of Reception, although they are beginning a new curriculum.
- We gently increase the level of work the children are doing as the year progresses - we try hard not to have a sudden leap at the beginning of a year.
- We will be starting to ask the children to work more independently as the year goes on and we find that most children are ready for this challenge.
- We will have KSI Maths and English Curriculum evening on 26th September when we will explain in more depth about the skills children will learning in year 1.







- During Reception and Year 1 your child has been and will continue to learn phonics as a way to support their reading and writing.
- In June of year 1 all children sit the 'phonics screening'. This is an external assessment which measures how well a child is using their phonic knowledge to read words - both real and alien words.
- We always hope that all children will pass their screening but if not there is another opportunity to pass it at the end of year 2 - phonics works for lots of children but not for all of them.

Phonics



In reception your child has started to learn about digraphs and trigraphs. They have started to learn some ways to make sound such as those above. In year 1 they learn that these phoneme can be made using different graphemes in different words.

Phonics Screening - Example

Practice sheet: Real words	Practice sheet: Pseudo words
in	ot 
at	vap 
beg	osk 
sum	ect 

YEAR 1

Sample: Answer sheet

Phonics

Screening check: Answer sheet

First name: _____
Last name: _____

Screening check responses: Please tick the appropriate box for each word. The use of the comment box is optional.

Word	Section 1			Comment	Word	Section 2			Comment
	Correct	Incorrect				Correct	Incorrect		
fox					woo				
bim					jound				
vap					ferg				
ulf					fape				
geck					snepp				
chom					blurst				
tord					spron				
thazz					stroft				
blan					dlay				
steck					slide				
hild					newt				
quemp					phone				
shin					blank				
gang					trains				
week					strap				
chill					scribe				
grit					rusty				
start					finger				
best					dentist				
hooks					starling				

Total correct: _____

Helping your child:
www.phonicsplay.co.uk



Year 1 is fun!



- As the children come from a play based approach in Reception we work hard to maintain the practical and fun approach to learning in KS 1.
- Year 1 children do still get to play outside, do painting and build with Lego as they did in reception - we are building more outdoor play into our curriculum.



Online safety tips

for 6-10year olds



E-safety tips for parents:

Online safety checklist

✓ Put yourself in control

Make use of the parental controls on your home broadband and any internet-enabled devices. You can find out how at your broadband provider's website or by visiting internetmatters.org.

✓ Search safely

Use safe search engines such as swiggle.org.uk or kids-search.com. Safe search settings can also be activated on Google and other search engines as well as YouTube. You can find out more at google.co.uk/safetycentre.

✓ Agree boundaries

Be clear what your child can and can't do online - where they can use the internet, how much time they can spend online, the sites they can visit and the type of information they can share. Agree with your child when they can have a mobile phone or tablet.

Over 65 % of parents are most concerned about their 6-10 viewing inappropriate content online*



✓ Explore together

The best way to find out what your child is doing online is to ask them to tell you about it. Encourage them to use devices in communal areas so you can see what sites they're visiting and share with them.

✓ Check if it's suitable

The age ratings that come with games, apps, films and social networks are a good guide to whether they're suitable for your child. The minimum age limit is 13 for several social networking sites, including Facebook and Instagram.

Topics 2019 -2020



- Our whole school topic in September will be 'Go Wild'. We are hoping to launch our topic by welcoming 'Mud Pie Explorers' into school to work outside with all of the children in the first week back.