



Year 1 Phonics Assessment

Parent Meeting

Friday 3rd May 2019




Who will take part in the assessments?

- All children in Y1 take part in the phonics screening, unless there are specific reasons why they are not able to and we would have already spoken to you if this was the case.

When will the assessments take place?

- The phonics screening must be administered during the week beginning 10th June.
- All children must do their screening this week and so we would ask that your child doesn't have any time off. (unless they are ill).



How do we carry out the screening in school?

The screening booklet is done in a quiet space in school.

Your child will work individually with their class teacher.

The assessment usually takes around 5 – 10 minutes.

We send the children home with a certificate for their hard work after they have done their screening – partly to let you know they have done theirs.

We do all the screenings in the mornings when children are usually more alert and so it takes a few days to get through everyone in the year.



What if my child does not pass the screening?

- While we would like to see all of our children pass the screening each year there are some who are not yet ready for it.
- Those children who do not pass this year will have further support with their phonics in Year 2 and then they will have the chance to sit the screening again next June.



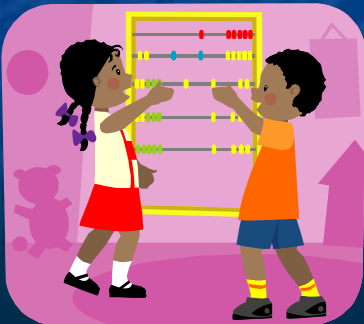
Moderation



- During the week of the phonics screenings we can be moderated by the local authority – we were last year.
- A moderator will drop in unannounced, so if your child does tell you there was someone watching them as they did their screening this would be why!

What does the screening look like?

- The screening is made up of 40 words.
- 20 words are 'alien' words - children use their phonics knowledge to decode these words.
- 20 words are real words and these must be read accurately and could include alternative pronunciations for graphemes.



Preparing your child

- We have been preparing your child for the assessment process throughout the year.
- They have already completed some sample booklets so will be aware of the format of the test.
- **The children will not know that they are sitting a test as we will be delivering it as part of our normal curriculum.**

Examples Alien Words

Section 2


flisp




braint



scrid



splote



Section 2

var



slirt



weaf



pobe



Examples

Real words

Section 2

twice

gloom

turn

mode

Section 2

delay

modern

saucers

charming

Spelling Paper

2013

Phonics

Screening check: Answer sheet

First name	
Last name	

Screening check responses: Please tick the appropriate box for each word. The use of the comment box is optional.

Section 1				Section 2			
Word	Correct	Incorrect	Comment	Word	Correct	Incorrect	Comment
fof				quigh			
keb				herks			
gan				jorb			
ulp				zale			
poth				bluns			
shan				skarld			
veen				splot			
quorg				strabe			
drap				toy			
flarm				spike			
lect				fuel			
voisk				name			
thin				props			
peck				spoilf			
tom				scram			
cheek				strike			
trap				panic			
snarl				second			
milk				tantum			
moist				reaching			

Total correct

The teacher will have a screening checklist like this and will tick the columns as your child read the words from the booklet they work from.

Questions?

- Please do ask your class teacher if you think of anything else you would like to ask or you have any specific concerns about your child.

